

**S**olemates is a very voluminous yacht and her exterior design is dominated by sleek, curved features, which have been extended throughout the whole yacht. The design concept for Solemates interior was based on a strong use of pure rectilinear shapes, strong horizontal lines and was balanced by the contrasting use of soft sensuous natural materials with fluid textural patterns found in natural stones and woods.

Glade Johnson, who is responsible for the interior design, has created generous and warm areas, in which the design blends elegant classical details with contemporary elements.

The main and upper deck salons are flushed with natural light. These areas offer guests huge spaces for a formal dining inside or a more casual dining outside, splendid spaces for relaxation, watching TV or playing games.

The sun deck provides, in addition to the wind-protected area midships which may function as a gym, an outside dining area and sun deck aft as well as a large sun seating area which wraps around the Jacuzzi forward.

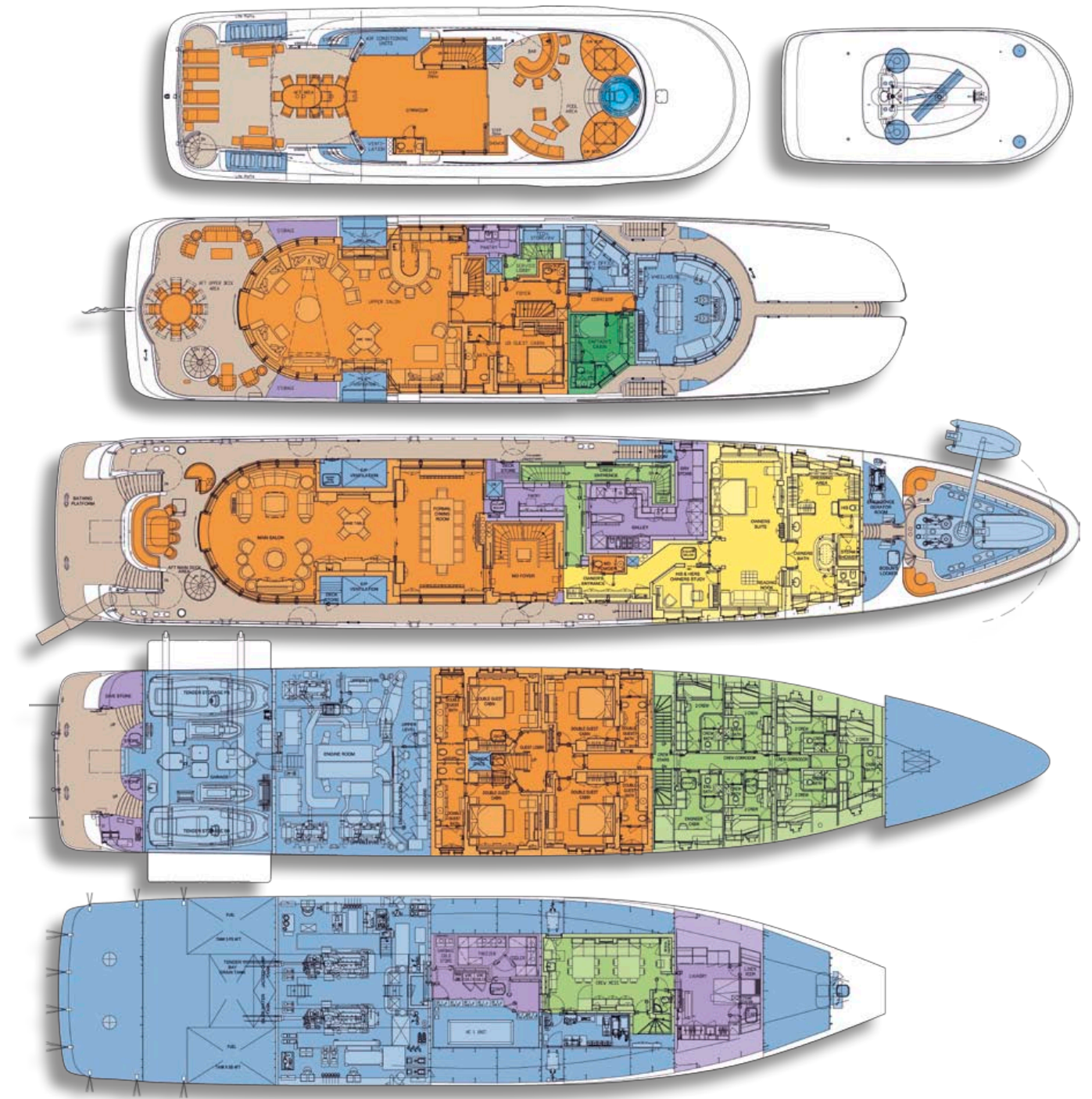


For the night entertainment the sun deck is equipped with a disco sound system and lighting.

Four equally sized spacious guest cabins are located on the lower deck. The design of the guest cabins is consistent throughout and they have extra large vertical portholes. A fifth guest cabin is placed on the upper deck between the bridge and the upper salon.

Powered by two Caterpillar engines of 1,455 kW each, she will reach a top speed of 15,5 knots with a range of 7.000 nm. Advanced sound and vibration features guarantee an extremely quiet running yacht.



# SOLEMATES



## Specification M/Y "Solemates"

<b>Builder / Year</b>	Lürssen Yachts, 2010	<b>Bow thruster</b>	Jastram, 40 F BU 3038 – 200 kW
<b>Designer exterior</b>	Espen Øino Naval Architects	<b>Fuel capacity</b>	150.000 l
<b>Designer interior</b>	Glade Johnson Design	<b>Fresh water capacity</b>	28.000 l
<b>Length over all</b>	60,00 m / 196'10"	<b>Fresh water makers</b>	2 x HEM 30/400 duplex, each 15.000 l/day
<b>Length in waterline</b>	51,77 m / 169'9"	<b>Sewage System</b>	DVZ – J-ZR-50 "Biomaster"
<b>Beam</b>	11,43 m / 37'6"	<b>Air conditioning</b>	Christoffers: single ducted system
<b>Draught</b>	3,50 m / 11'6"	<b>Class</b>	Lloyd's # 100A1, SSC Yacht Mono, LMC G6, UMS, full MCA compliance
<b>Construction material</b>	Stell hull and aluminium superstructure	<b>Accommodation</b>	
<b>Speed</b>	15,5 knots max.	<b>Owner / Guests</b>	6 cabins for 12
<b>Range</b>	7.000 nm at 12 knots	<b>Crew</b>	8 cabins for 15
<b>Main engines</b>	2 x Caterpillar 3512 B, each 1.455 kW / 1.979 hp	<b>Tender</b>	2 x Vical Tender, 300 hp In board, Volvo Penta Diesel Engine, Hamilton Water Jets
<b>Generator sets</b>	3 x Caterpillar C18, each 301 kW / 409 hp		
<b>Emergency generator</b>	1 x Caterpillar C9, 189 kW / 256 hp		
<b>Stabilizers</b>	Quantum QC 1800, 2 fins, zero speed		