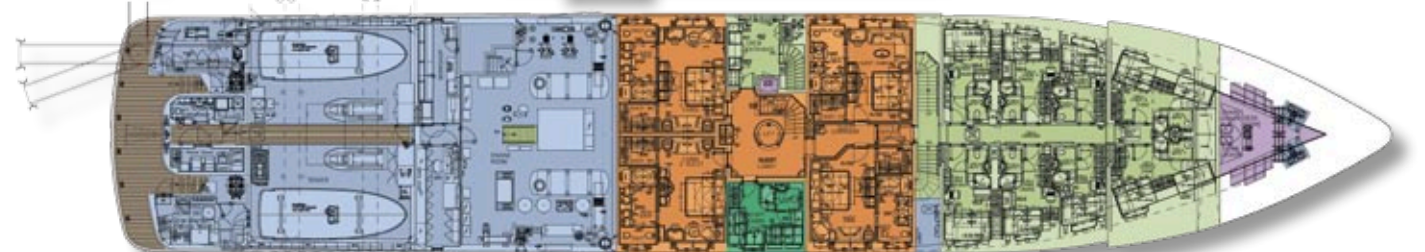
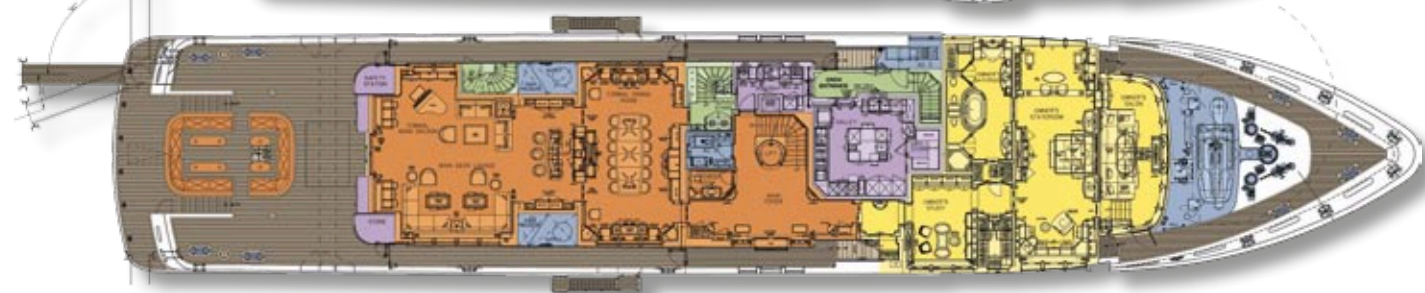
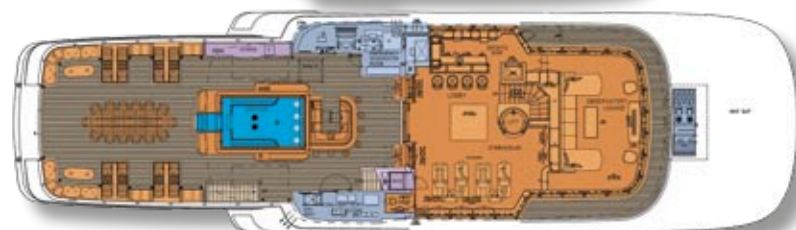
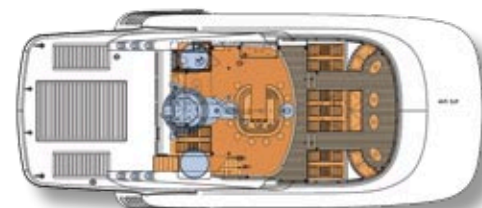





<b>Builder/Year</b> Lürssen Yachts, 2008	<b>Construction material</b> Steel hull and aluminium superstructure	<b>Stabilizers</b> Quantum zero speed QC 1800 fwd and QC 1500 aft
<b>Designer exterior</b> Espen Øino	<b>Speed</b> 15,5 knots max. <b>Range</b> 6.000 nm at 12 knots	<b>Bow thruster</b> Brunvoll 200 kW, elect. fixed pitch
<b>Designer interior</b> Francois Zuretti	<b>Main engines</b> 2 x Caterpillar 3512 B, each 1.500 KW / 2.038 hp	<b>Fuel capacity</b> 138.000 l <b>Fresh water capacity</b> 28.000 l
<b>Length overall</b> 70,20 m / 230'3"	<b>Generator sets</b> 3 x Caterpillar C18, each 350 kVA at 1.500 rpm	<b>Fresh water makers</b> HEM, 2 x 18.000 l/day
<b>Length in waterline</b> 63,46 m / 208'2"	<b>Emergency Genset</b> 1 x Caterpillar C9, 190 kVA at 1.500 rpm	<b>Air conditioning</b> Heinen & Hopmann chilled water, ducted air
<b>Beam</b> 12,80 m / 41'10" <b>Draught</b> 3,68 m / 12'1"		<b>Classification</b> Lloyd's * 100A1, SSC Yacht mono, G6, * LMC, UMS MCA LY2
		<b>Accommodation</b> Owner / Guests: 6 cabins for 12 Crew: 10 cabins for 20 (+3)




LÜRSSEN

LÜRSSEN



MARTHA ANN



MARTHA ANN

Fr. Lürssen Werft GmbH & Co. KG  
Zum Alten Speicher 11 · D - 28759 Bremen  
Phone +49 421 66 04 166 · Fax +49 421 66 04 170  
e-mail yachts@lurssen.com · www.lurssen.com





Volume and luxurious elegance at the highest technical standard possible are the two key words that best describe Martha Ann. At a huge 70 metres and with a beam of 12,80 m, she boasts extraordinary volumes expanding over six decks, giving one the impression of being on a much larger yacht.

To create warm and comfortable spaces, the design blends elegant classical details with contemporary elements.

The use of a neutral but warm colour scheme and only the finest quality materials creates a classical, luxurious style which is carried throughout the yacht.

The main, upper and sun deck offer many opportunities to entertain the guests. There are many places to choose from, be it the in- or out-door dining, the panoramic sea view, the spacious and well-equipped gym or the



large pool and sun bathing area. Watersports enthusiasts will not feel left out with the huge range of equipment onboard.

In addition to the palatial owner's suite there are four guest cabins, each with marble-decorated en-suite bathrooms.

There is also a large VIP suite on the bridge deck, with excellent views and good access to the main lounge.

## MARTHA ANN

Powered by two CAT engines of 1.500 kW each, Martha reaches a top speed of 15,5 knots and has a range of 6,000 nm.

