













# Magnificence Afloat

The 58-metre Abeking and Rasmussen motor yacht was designed with the ultimate in contemporary styling, state-of-the-art luxuries and infinite comforts, all combining to offer a once-in-a-lifetime yachting experience. Splendid finishes, rich architectural detailing and an integrated audio-visual system spread across the Lady Sheridan's four public levels presenting guests the absolute in fine yachting.

This is the Lady Sheridan...





# *The Owner's Suite*

Even a private home could not offer more luxury and grandeur than the Owner's Suite, which occupies the entire Main Deck, forward of amidships. The suite spans the full width of the Lady Sheridan and is comprised of a vast sleeping area and sitting room, private study, a 'quiet room' with daybed and bath, and a resplendent his and hers bathoom with walk-in-closets, heated onyx floors, rich marbles and gilded accessories. A hidden Plasma screen TV drops down on demand for the ultimate in ensuite entertainment.















# *The Guest Accommodation*

The yacht has five beautifully-appointed, spacious staterooms including the generously-sized VIP stateroom positioned on the Upper Deck. Below the Main Deck, the three double staterooms and one twin stateroom offer the same quality of fabrics, artwork and rich burl paneling found in the Owner's Suite. Each has a generous private bathroom paneled in exotic marbles with granite accents and gilded hardware.







The VIP bathroom offers double basins along a wide marble vanity as well as a view to the outside via the porthole. A marble stall shower stands opposite the vanity.









The richly appointed twin stateroom, like the double suites, offers ample closet and storage space, a writing desk, integrated audio-visual system and Shoji sliding window screens allowing natural light in combination with privacy.





# The Sun deck

The party begins on the expansive Sun Deck where informal entertaining reaches its height. Dining alfresco, sunset cocktails, happy hour in the Jacuzzi, barbecue lunches - this is the place for celebrating the good life in a casual mode. Soaring canvas sails provide shade when desired over the Jacuzzi or the magnificent dining table that can seat 14. For exercise buffs, two elliptical machines under the arch amidships are complimented with a drop-down Plasma screen TV.





















# *The Upper Deck*

Aft is the social centre of the Lady Sheridan where guests gather for breakfast, lunch and elegant candlelit dinners alfresco. A pop-up TV provides the latest news reports for the business man and woman who cannot start the day without the BBC or CNN. Depending on the weather, climate control vents send cooling air or waves of warmth across diners seated on the vast oval table. Entering the upper saloon through touch-sensitive sliding doors, guests enter a world of contemporary sophistication where lush furnishings provide the perfect sitting area for indoor entertaining. The room transforms into a surround-sound theatre for movies on demand.























# *The Main Deck*

The open plan main saloon and dining room is the epitome of contemporary elegance with a classic twist. Deep pile carpets, gorgeous soft furnishings and unique works of art blend harmoniously together to create a welcoming environment for personal enjoyment and entertaining. Stylish dinner parties at the immaculately dressed table can be followed by coffee and liqueurs on the aft deck which affords the most glorious panoramic views.























# *Dining on Board*

A highlight of every voyage aboard the Lady Sheridan is the wealth of culinary riches offered from breakfast through dinner and at points in between. The accomplished chef works to create exquisite dishes prepared with the finest local and internationally-sourced ingredients. Be it a formal banquet or a casual lunch, a la carte menus will be created to perfection and to your liking.















# Tenders & Toys

Playtime in the water has never been so much fun. Lady Sheridan is equipped with all the latest water toys. The swim platform is huge and makes easy work of mounting one of the four, 3-man Sea Doo waverunners. Waterskis and wakeboards to suit all levels can be enjoyed, as well as a host of inflatable toys. An impressive 11 metre (37ft) Intrepid tender is a comfortable way to speed ashore, or take the 7 metre (23ft) custom built Nautica. One of the best ways to appreciate the beautiful lines of the Lady Sheridan, and to get a true sense of her scale, is from the waterline. Enjoy magnificence afloat.



# Specification








TYPE	Twin screw diesel yacht		
DIMENSIONS	Length Overall	57.9m	(190ft)
	Beam	10.7m	(35ft)
	Draft	3.5m	(11.5ft)
TONNAGE	Gross	1099	
	Net	329	
	Displacement	860	
BUILT	2007, Abeking & Rasmussen, Germany		
INTERIOR DESIGNER	Donald Starkey & Owner's Wife		
CONSTRUCTION	Steel hull, Aluminium superstructure		
CLASSIFICATION	Lloyds 100 A1 SSC YACHT MONO G6 +LMC UMS MCA Code of Practice for Safety of Large Commercial Motor Vessels		
MAIN MACHINERY			
MAIN ENGINES	2 x Caterpillar 3516B Series 2 (1400Kw)		
	2 x Caterpillar 240Kw Gensets		
	1 x Caterpillar 85Kw emergency Genset		
GEAR BOXES	ZF gearboxes		
SHAFTS & PROPS	Peining, 5-bladed fixed pitch propellers		
SPEED	Maximum	16.1 knots	
	Cruising	14.5 knots	
	RANGE	5,000 nautical miles at 14 knots	
AUXILIARY MACHINERY & ELECTRICAL SYSTEM			
GENERATORS	2 x Caterpillar 3406 DI-TA		
	240Kw, 1 x Caterpillar		
	3304B DI-T 85Kw		
ELECTRICITY	Power System and Generator Voltage - 230/400 V		
CONVERTER	2 x static converters are installed for shore connection		
	Input Voltage	- Three Phase, 171-266 V	
		- Three Phase, 309-484 V	
	Output Voltage	- Three Phase, N, 230/400 V	
	Power	- 75KVA / 125KVA	
TANK CAPACITIES (approximate)			
FUEL	118 tonnes		
WATER	28 tonnes		
WATERMAKERS	HEM, 15,000 litres per day		
ANCILLARY EQUIPMENT			
STEERING SYSTEM	Twin spade rubbers of hydrofoil section are installed ensuring good steering capabilities - double steel plating with horizontal webs		
RUDDER ANGLE			
INDICATOR	2 x 35 degrees		
BOW THRUSTER	1 x Schottel bow thruster STT 60		
STABILIZERS	Quantum Marine non-retractable zero-speed active-fin		
AIR CONDITIONING	Drews Marine - total A/C capacity: 820,000 BTU cooling capacity		

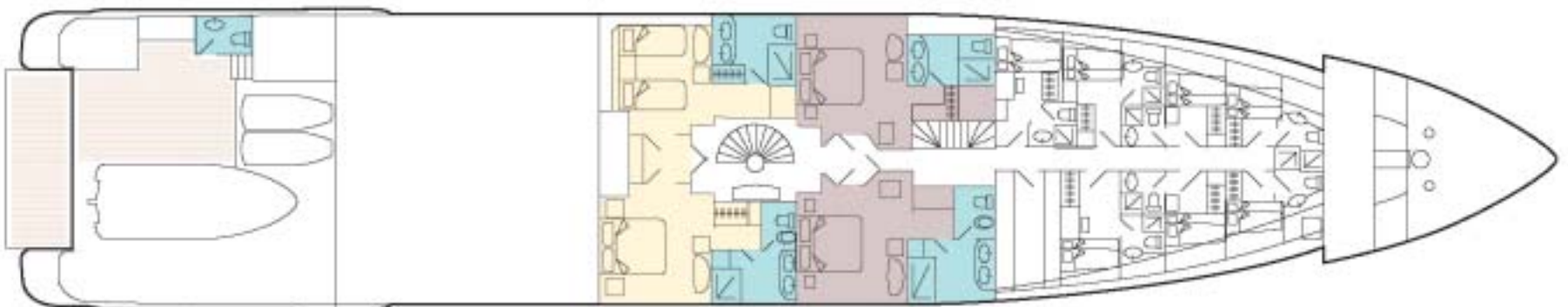
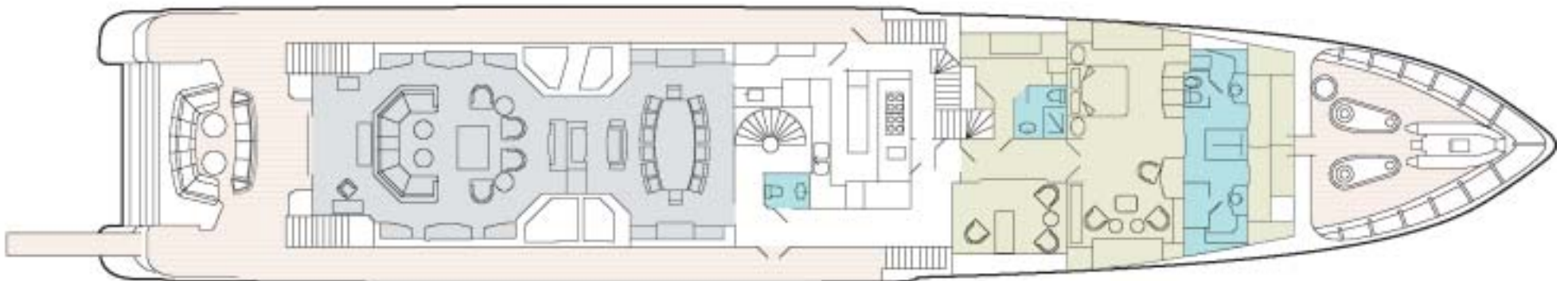
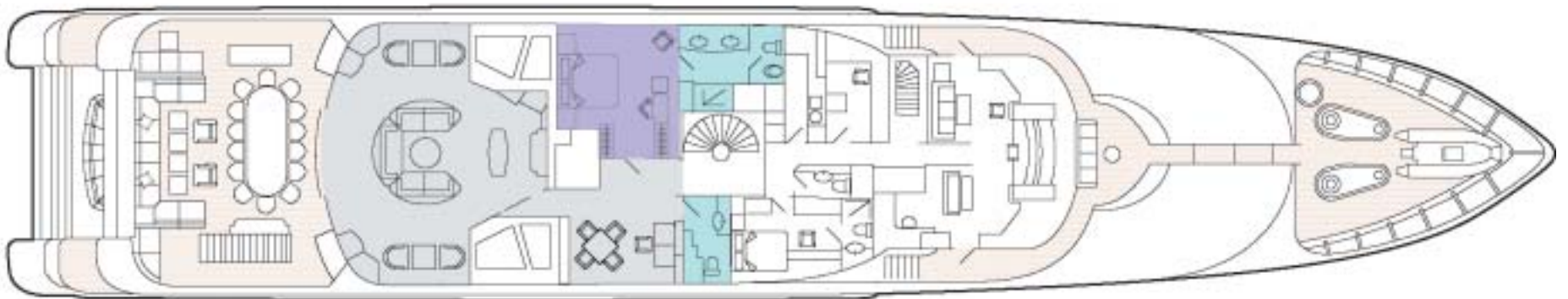
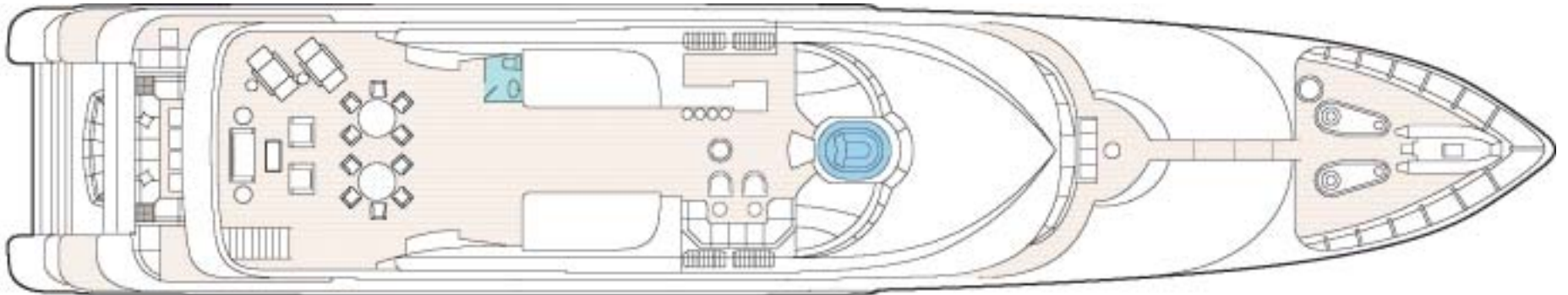
SAFETY & SECURITY EQUIPMENT	
SAFETY	Lauer Alarm & Monitoring System Martek Gas Detection System
FIRE FIGHTING	Servoteknikk Servo Master Fire Detection System
ALARMS	General Alarm System
SECURITY	6 x CCTV Cameras
COMMUNICATION EQUIPMENT	
SATCOM	Inmarsat, VSAT
CELLULAR SYSTEM	GSM, SSB
NAVIGATION EQUIPMENT	
Sailor, Furuno, Raytheon, Inmarsat, Brookes & Gatehouse	
AUDIO/VISUAL ENTERTAINMENT SYSTEMS	
Kaleidescape on demand. Plasma TVs in Upper Saloon, Owner's Suite and all guest staterooms with individual satellite decoders throughout. Large Plasma TV on sun deck	
DOMESTIC EQUIPMENT	
Fully equipped galley and laundry	
OTHER EQUIPMENT	
2 x elliptical training machines with integral TV monitor Free weights Pilates machines	
TENDERS & WATERSPORTS EQUIPMENT	
1 x 11.2m Intrepid towed tender with 3 x 250hp Yamaha 4-stroke engines 1 x 6.9m Nautica custom tender with 6 cylinder inboard Yanmar diesel engine 4 x 3-man Sea Doos (215hp with power restricting key) capable of 70mph Waterskis Wakeboards Inflatable tows	
ACCOMMODATION	
OWNER	
Main deck - Master Suite with his and hers bathrooms with showers and large private office. Adjacent "quiet cabin" with daybed and ensuite shower	
GUESTS (5 STATEROOMS)	
Upper deck - 1 x VIP double stateroom with ensuite shower Lower deck - 3 x double staterooms each with ensuite shower 1 x twin stateroom with ensuite shower [2 aft staterooms can convert to form a full beam VIP stateroom]	
CREW	
8 cabins for 15 crew	



# Deck plans

## KEY:

-  Living areas
-  Master stateroom
-  VIP stateroom (can convert to 1 double cabin & 1 twin)
-  VIP guest cabin
-  Guest cabins
-  Bathrooms
-  Spa pool







Brochure co-ordination: Burgess. Design & Production: The Design Doctor. Photography: Alexis Andrews, Tyson Sadlo and courtesy of Abeking & Rasmussen.

Disclaimer: All particulars are believed to be correct but cannot be guaranteed. No part of this publication may be reproduced or used in any form without prior written permission.